

SPEED QUEEN | PROFESSIONAL

Washer-Extractor & Dryer for Vend




SFC

Washer-extractors features

- Stainless steel outer and inner drum
- Stainless steel panels
- Industry-leading 440 G-Force extraction removes more moisture, minimizing drying times and utility costs
- Totally freestanding: can be installed on any floor and any level
- Suspension with new out-of-balance logic
- Soap box with four compartments
- Door opens 180° for easy loading and unloading
- Coin boxes and coin mechanisms available as an option
- Top, front and side panels standard available in anthracite grey
- Electrical heating or boiler-fed
- Soap supply injection allows easy connection with liquid soap pumps
- Longer lifetime: at least 15,000 cycles

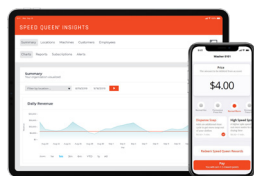
Quantum Controls

- 6 programs
- 3 cycle modifiers
- LED notification
- Programmable by Infra Red
- Time remaining countdown



Connectivity

Wi-fi connectivity via accessory, enabling access to Speed Queen Insights and Speed Queen App



SDC

Dryers features

- Galvanized steel cylinder
- Stainless steel panels
- Oversized lint filter located in front for easy cleaning
- Powerful exhaust blower assures short drying times and low operating costs
- Wide door opening of 180° for easy loading and unloading
- Coin boxes and coin mechanisms available as an option
- Top, front and side panels standard available in anthracite grey
- Electrical or gas heating

Quantum Controls

- 4 drying programs
- LED notification
- Programmable by Infra Red
- Digit display
- Time remaining countdown



Best-in-class Quantum® Gold Controls

Revolutionary Quantum® Gold technology combines equipment controls, programming and wireless networking into one full-store management system, including: wireless networking, adjustable water levels, "lucky cycle" feature, time of day pricing, customizable cycle modifiers, and in-depth reporting. Design to reduce costs and maximize revenue, Quantum gives you the power to achieve unprecedented levels of profitability.



Fast cycles



Electronic Controls



Best Warranty



Lasts Longer

Washer-extractor

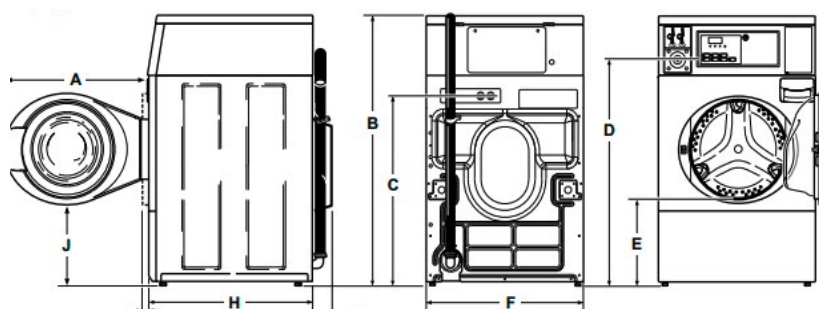
Specifications

	SFC				
	SF3JXASP403UG01	SF3JXASP403UN01	SF3JXASG403UG01	SF3JLBSP403UN01	SF3JLBSG403UN01
Market	Europe/CE	Europe/CE	Europe/CE	Europe/CE	Europe/CE
Actuation	Prep for coin	Prep for coin	Prep for coin	OPL ¹ / PCP ²	OPL ¹ / PCP ²
Voltage	400v/50Hz/3N	400v/50Hz/3N	400v/50Hz/3N	400v/50Hz/3N	400v/50Hz/3N
Control Location	10° front control	10° front control	10° front control	45° front control	45° front control
Color	Grey	Stainless	Grey	Stainless	Stainless
Basket	Stainless	Stainless	Stainless	Stainless	Stainless
Drain	Pump	Pump	Gravity drain	Pump	Gravity drain
Capacity	9.5 kg	9.5 kg	9.5 kg	9.5 kg	9.5 kg
	SF3JLBSP403UG01	SF3JLBJP403UG43	SF3JLBSG403UG01	SF3JLBG403UG43	SFBJXASP543UG16
Market	Europe/CE	Europe/CE	Europe/CE	Europe/CE	Europe/CE
Actuation	OPL ¹ / PCP ²	OPL ¹ / PCP ²	OPL ¹ / PCP ²	OPL ¹ / PCP ²	Prep for coin
Voltage	400v/50Hz/3N	400v/50Hz/3N	400v/50Hz/3N	400v/50Hz/3N	220v/60Hz/1N
Control Location	45° front control	45° front control	45° front control	45° front control	10° front control
Color	Grey	Grey	Grey	Grey	Grey
Basket	Stainless	Stainless	Stainless	SS w/ injection	Stainless
Drain	Pump	Pump	Gravity drain	Gravity drain	Pump
Capacity	9.5 kg	9.5 kg	9.5 kg	9.5 kg	9.5 kg

¹ OPL On Premise Laundry

² Prep for Central Pay

		Washer Extractor
DRUM VOLUME	l	96,8
MOTOR		
Frequency controlled	kW	0,67
EXTRACTION SPEED	rpm	1200
G-FACTOR		440
ELECTRICAL HEATING		
Electrical	kW	4,8
TYPE OF CONTROL		Quantum
DIMENSIONS		
H×W×D	mm	1126×683×704
Net weight	kg	119
TRANSPORT DATA		
Volume (packed)	m ³	0,77
Packed H×W×D		1150×760×860
Gross weight	kg	128
Ratio 1:9	kg	10,5



	A	B	C	D	E	F	G	H	I	J
mm	610	1127	813	938	371	683	52	797	40	333

Dryer

Specifications

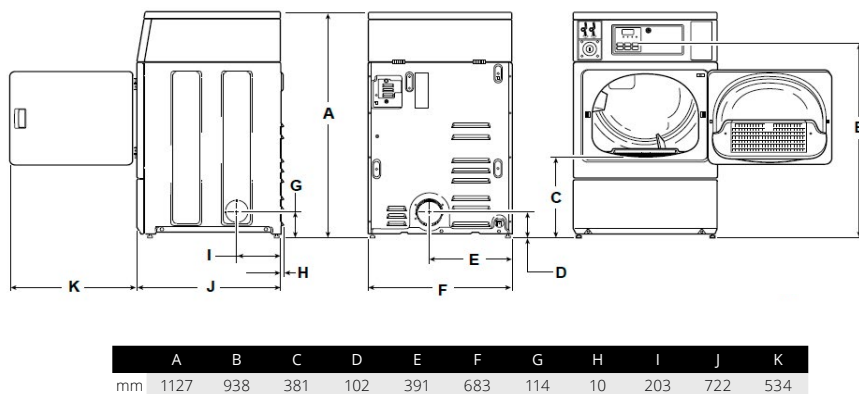
	SDC					
	SDGNXAGS303UG01	SDGNXAGS303EG01	SDGNLBGS303UG01	SD3NXAGS403UG01	SD3NXAGS403UN01	SDENXAGS303UG01
Market	Europe/CE	UK	Europe/CE	Europe/CE	Europe/CE	Europe/CE
Actuation	Prep for coin	Prep for coin	OPL ¹ / Prep CP ²	Prep for coin	Prep for coin	Prep for coin
Heating	Gas	Gas	Gas	Electric	Electric	Electric
Voltage	230v/50Hz/1	230v/50Hz/1	230v/50Hz/1	400v/50Hz/3N	400v/50Hz/3N	230v/50Hz/1
Control Location	10° front control	10° front control	45° front control	10° front control	10° front control	10° front control
Color	Grey	Grey	Grey	Grey	Stainless	Grey
Capacity	8.2kg	8.2kg	8.2kg	8.2kg	8.2kg	8.2kg
	SD3NLBGS403UN01	SDENLBGS303UG01	SD3NLBGS403UG01	SDENLBGS543ZG01	SDEJXAGS553UG16 ³	
Market	Europe/CE	Europe/CE	Europe/CE	Universal IEC	Europe/CE	
Actuation	OPL ¹ / Prep CP ²	OPL ¹ / Prep CP ²	OPL ¹ / Prep CP ²	OPL ¹ / Prep CP ²	Prep for coin	
Heating	Electric	Electric	Electric	Electric	Electric	
Voltage	400v/50Hz/3N	230v/50Hz/1	400v/50Hz/3N	220v/60Hz/1N	220v/60Hz/1N	
Control Location	10° front control	45° front control	45° front control	45° front control	10° front control	
Color	Stainless	Grey	Grey	Grey	Grey	
Capacity	8.2kg	8.2kg	8.2kg	8.2kg	8.2kg	

¹ OPL On Premise Laundry

² Prep for Central Pay

³ Model for Marine

		Dryer
DRUM VOLUME	l	198
ELECTRICAL HEATING	kW	5,3 (400V)
GAS HEATING	kW	7,3
MOTOR POWER	kW	0,25
BASKET		Galvanize
DRAIN		Solid
DIMENSIONS		
H×W×D	mm	1027×683×711
Net weight	kg	68
TRANSPORT DATA		
Volume (packed)	m ³	0,77
Packed H×W×D		1150x760x860
Gross weight	kg	79
Ratio 1:9	kg	10,5



Cutting-Edge Balancing Technology

Updated suspension and new sensing technologies that redistribute loads and maintain cycle times - resulting in less utility costs, reduced vibration and a significant sound reduction.

Unmatched G-Force

Final spin speed of 1200 RPM removes more water, reduces dry times and lowers energy consumption.

